

COMPANY:

PHONE:

CONTACT PERSON:

EMAIL:

GABLE ROOF

Please fill in the data below:

Product: Profiled sheet Profiled sheet with fleece Material thickness: mm Colour: RAL

Product: Sandwichpanel Thickness of the insulation core: mm Colour: RAL

Substructure: Wood Steel thickness up to 6mm Steel thickness between 6mm and 12mm

Flashings requested: Yes No Screws requested: Yes No Saddle washers requested: Yes No

Length of the ridge:

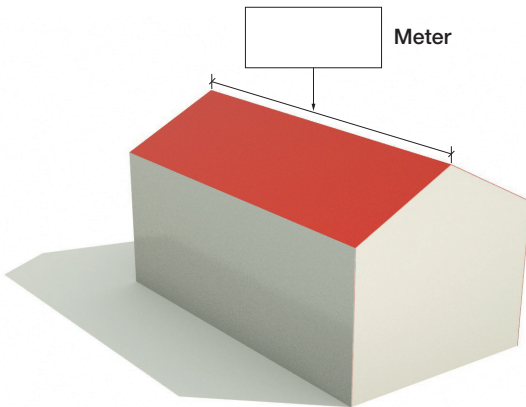
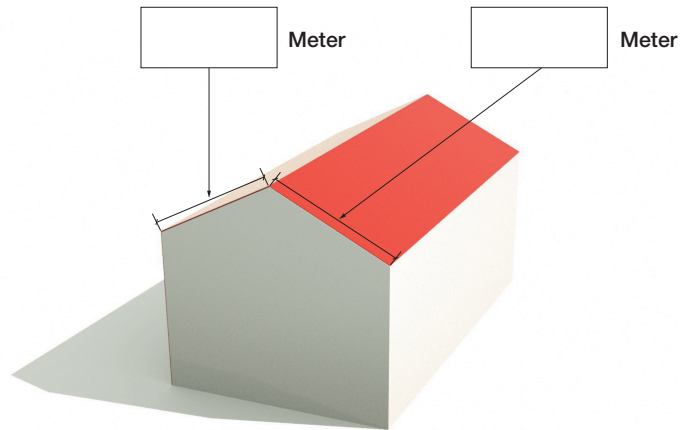


Plate length left/right:



Number of roofs with the same dimensions: pieces

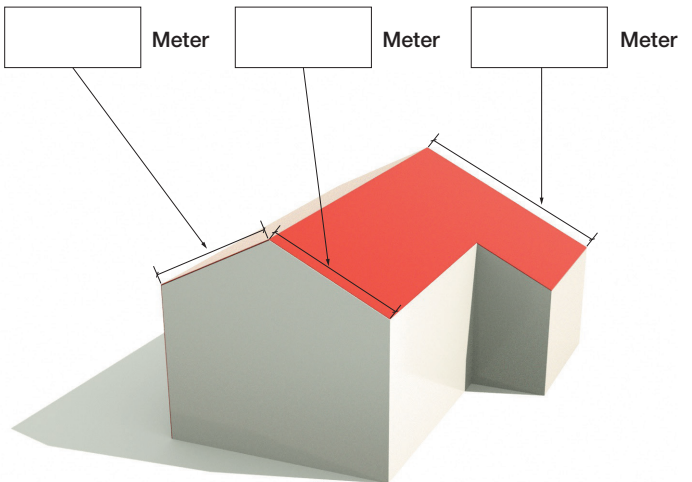
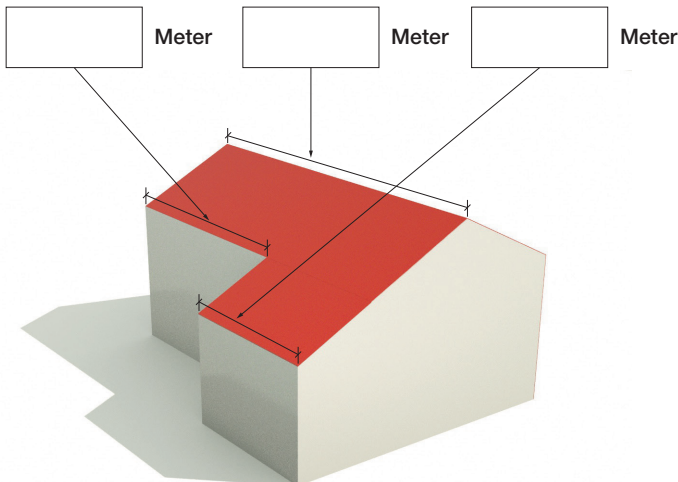
Dachneigung: Grad°

Length of the eave:

Length of the ridge:

Length of the eave:

Plate length left/right:



Number of roofs with the same dimensions: pieces

Roof pitch: degree°

COMPANY:

PHONE:

CONTACT PERSON:

EMAIL:

WALL CLADDING BUILDING SHAPE "GABLE"

Please fill in the data below:

Product: Profiled sheet

Material thickness: mm Colour: RAL

Product: Sandwichpanel visible fixing

hidden fixing Thickness of the insulation core: mm

Substructure: Wood

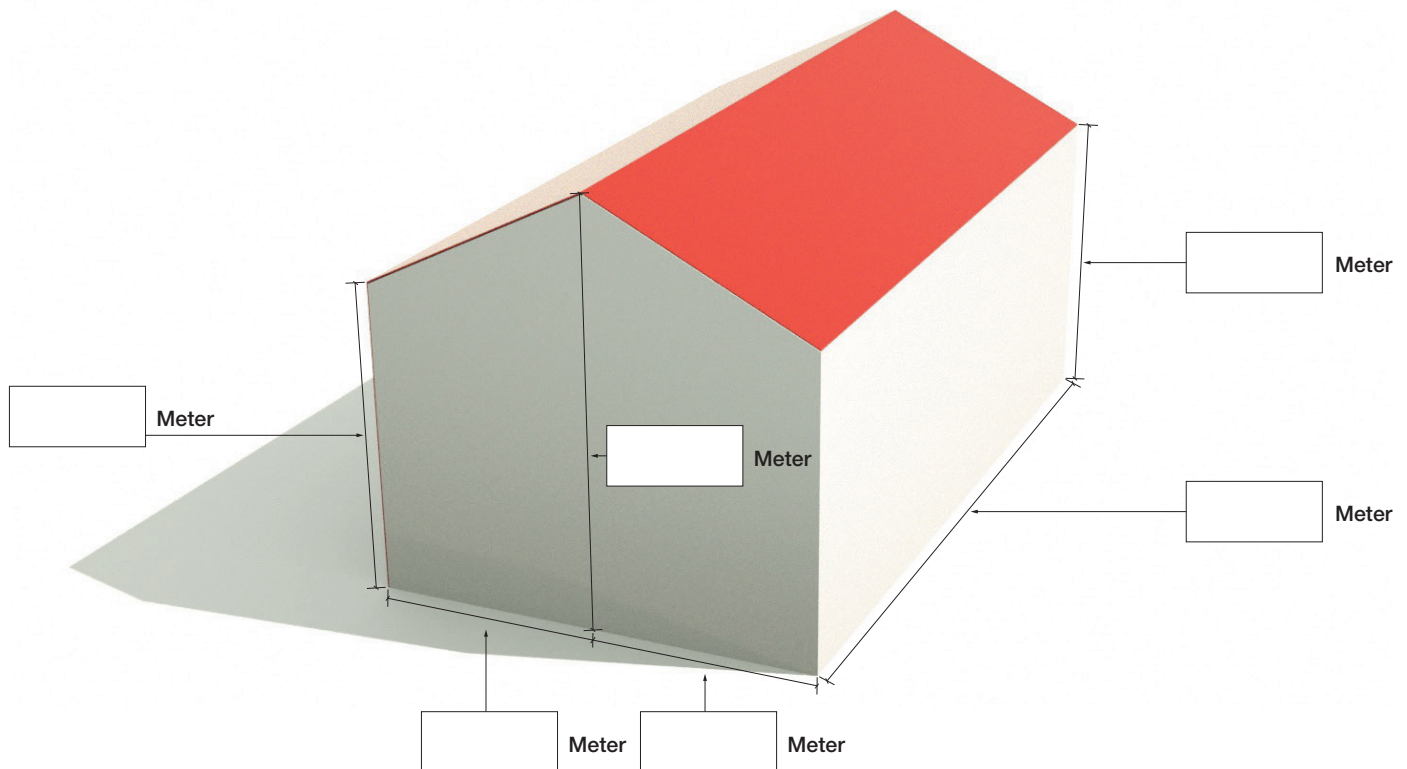
Steel thickness up to 6mm

Steel thickness between 6mm and 12mm

Flashings requested: Yes No

Screws requested: Yes No

Gable side:



Number of buildings with the same dimensions: pieces

Roof pitch: degree°